




## PROGRAMMA MP

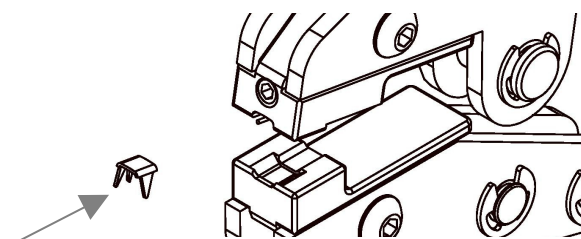
Matrici per applicare i terminali alti a 3 punte  
Dies for the application of 3 points top stops

**MP  
01/04/4..**

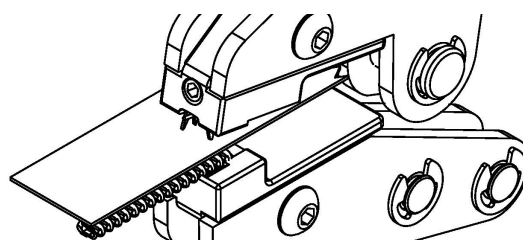


Questo terminale alto va applicato sul retro della chiusura lampo. Le due punte devono entrare nel nastro mentre la punta singola deve essere posizionata tra due anelli della spirale.

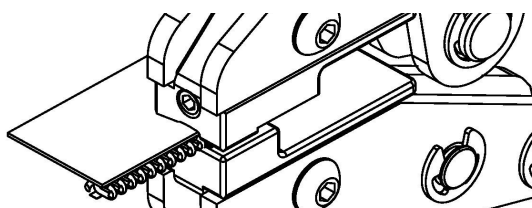
This top stop must be attached on the rear of the zipper. The two points should pass trough the tape while the single-point must be positioned between two rings of the coil.



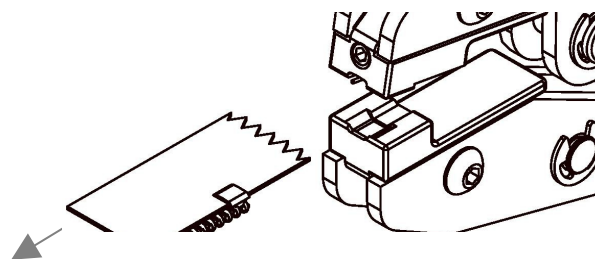
- 1** Inserire il terminale sotto la linguetta elastica  
Insert the top stop under the elastic pin



- 2** Posizionare il lembo della zip nella pinza  
Position in the pliers one of the zipper tapes.



- 3** Applicare il terminale sul lembo della zip  
Apply the stop to the zipper tape



- 4** Estrarre il lembo della lampo dalla linguetta  
Pull out the zipper tape from the elastic pin

Tipo Chiusura Lampo Zipper type	Larghezza Width	Codice Code
Chiusure lampo a spirale Coil zippers	4 mm	
	6 mm	<b>MP 01/04/402</b>
	8 mm	